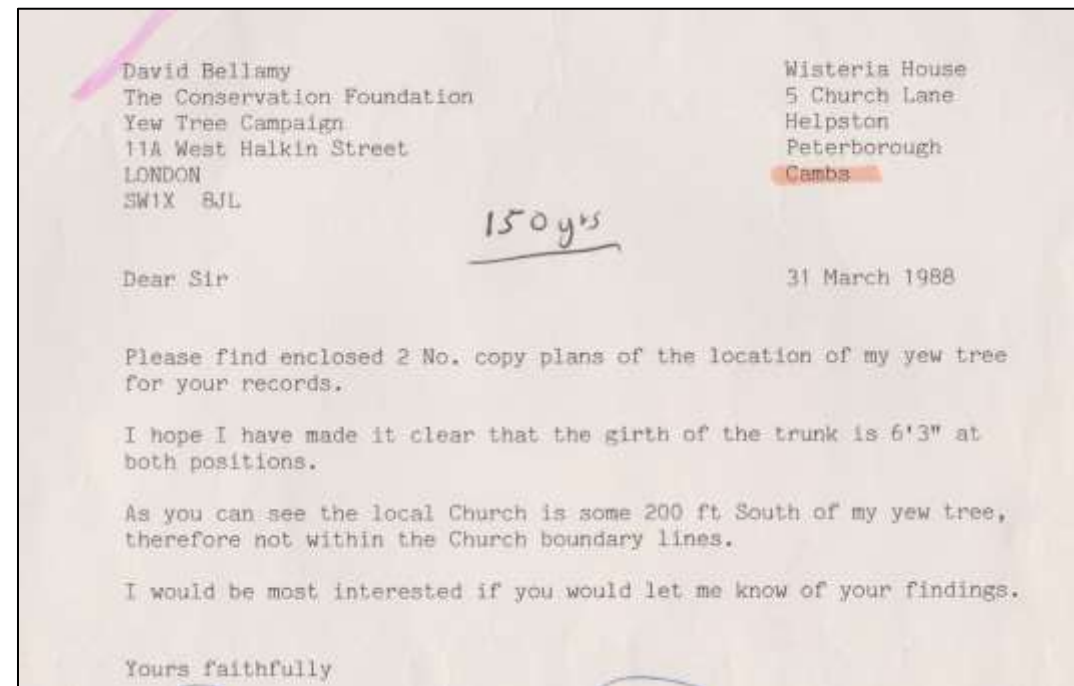
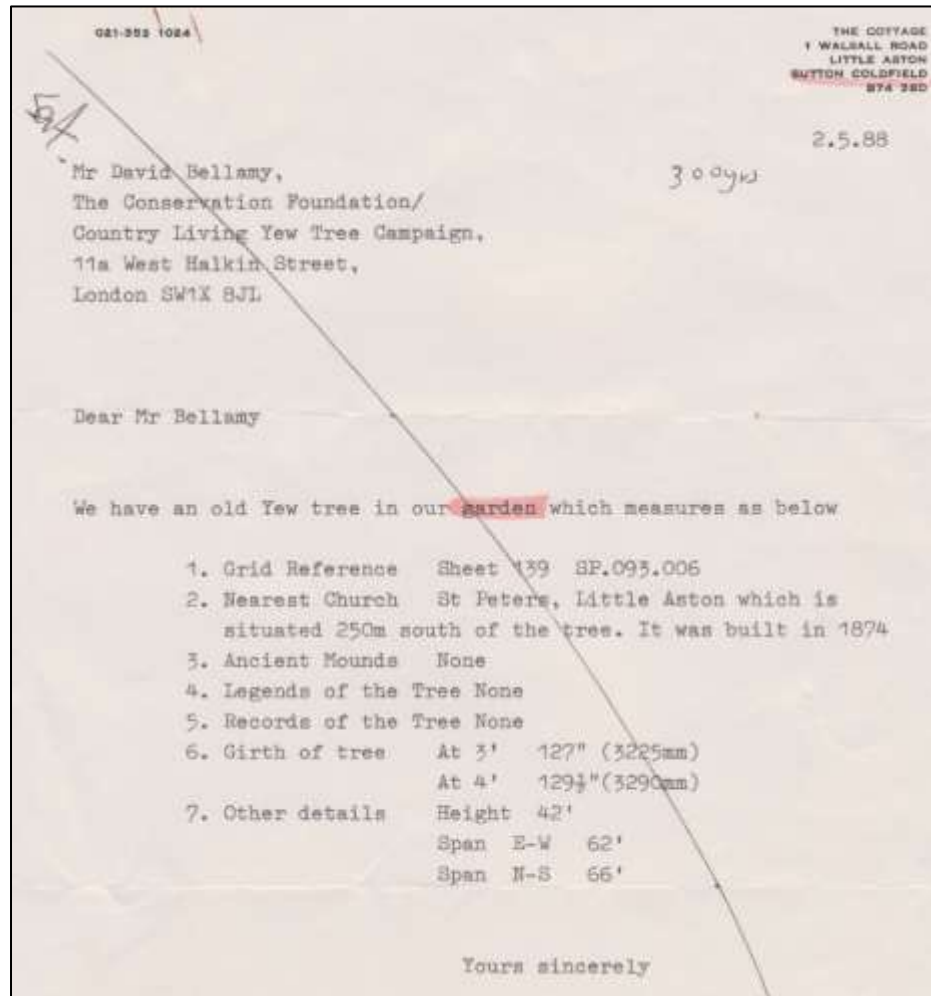


GARDEN YEWS – a survey carried out in 1988


In 1988 THE CONSERVATION FOUNDATION launched its YEW TREE CAMPAIGN. One of its aims was to add to the body of knowledge about old yews growing both in churchyards and in gardens. With David Bellamy at the helm, the campaign was successfully publicised in the COUNTRY LIVING magazine and resulted in many letters, photographs and measurements of people's prized yew trees being submitted.

David Bellamy gave Allen Meredith the task of estimating the trees' likely ages. Over many years Meredith had built for himself a reputation as an expert in the ageing of yew trees and he wrote his age estimate on the original letters, two examples of which are shown here.





Where a certificate was sent to the owner this is also noted on the letter. It is not clear what criteria was used to determine who should or should not receive a certificate, but these records show that they were issued to about two thirds of people who submitted information. Since it is 35 years since these trees were measured, is it possible that at some time in the future they might be remeasured? It would be interesting to see if girth increases correlate with those of measured churchyard yews.

The wording on the certificate sent to tree owners stated *This is to certify that using all the data we have to hand, the age of the yew tree at.....is years old. Please do all you can to help prolong the life of this venerable member of your local community.*

| BEDFORDSHIRE | |
|---|---|
| <p>BEDFORD Bletsoe Cottage Bletsoe MK44 1QN</p> | <p>A yew adjacent to the 17th century part of the building. Girth approx. 9' 6" at 3' and 4'.</p> <p>Age of 300 estimated.</p> |
| BERKSHIRE | |
| <p>COMPTON Yew Tree House Compton Newbury RG16 0Q</p> | <p>House about 400 years old, front section 300. Two very tall yews that look as though they were once at an entrance gate, but a wall has since been built all around.</p> <p>The 1st measures 9' 9" at 3' and 11' 8" at 4'.</p> <p>The 2nd measures 6' 9" at 3' and 7' 6" at 4'.</p> <p>A little nearer the house are 4 more yews forming a rectangle - the larger is 6' 6" at 3' and 6' 9" at 4'.</p> <p>Age of 300 estimated.</p> |
| <p>CROOKHAM COMMON Yew Tree Cottage Crookham Common nr Newbury RG15 8DH</p> | <p>We have a lovely large yew tree at the entrance to our home. GR532644. Girth of 14' (168") at 3' and 12' 6" (150") at 4'.</p> <div style="text-align: center;">  </div> <p>Age of 370 estimated.</p> |

| | |
|---|---|
| <p>FRILSHAM Park Side Old School Lane Frilsham Newbury RG16 9XB</p> | <p>Yew in garden 7' 6" at 3' 7' 8" at 4' Age of 200 estimated.</p> |
| <p>HUNGERFORD NEWTON Yew Tree House Hungerford Newtown Berkshire RE17 0PR</p> | <p>A yew tree on the front of the house that has 3 trunks, all about 9ft in circ. Allen Meredith wrote 'cannot issue a certificate without seeing it' and asked the Conservation Foundation to contact owner by phone. This led to the issuing of a certificate for 300 years, sent on 24/7/1988.</p> |
| <p>READING Yew Tree Farm Riseley Reading</p> | <p>It is said that when Yew Tree Farm was modernised in the 17th century there was a young yew tree there. It is thought the building was called Yew Tree Farm from then on. Girth at 4' was 245 cm (8' 1"). Girth at 3' was 240 cm (7' 10"). Age of 230 estimated.</p> |
| <p>THATCHAM Bay Cottage Cold Ash Hill Thatcham Berkshire</p> | <div data-bbox="571 814 800 1158" data-label="Image"> </div> <p>Girth of tree 9' 9" at 3' and 9' 7" at 4' Photo shows a cylindrical stem. Certificate with an age of 260 years sent to the owner.</p> |
| <p>BRISTOL</p> | |
| <p>BRISTOL 24 Cleeve Lawns Downend Bristol BS16 6HJ</p> | <p>Girth 5' 11½" at 3' and 6' 3" at 4' Age of 100 estimated.</p> |
| <p>BRISTOL Wellstead Horton Bristol BS1 6QN</p> | <p>In 1850 a map identifies this area as some form of open space. Tree 1 (west) measured 7' 9" at 3' and 8' at 4'. It is seen in the first three photos.</p> <div data-bbox="562 1560 1154 1948" data-label="Image"> </div> <div data-bbox="1195 1560 1449 1948" data-label="Image"> </div> <div data-bbox="1499 1560 1759 1948" data-label="Image"> </div> <div data-bbox="1816 1560 2070 1948" data-label="Image"> </div> <p>Tree 2, seen in the last photo, is 12' 6" at 3' and 12' at 4'. The eastern side of this tree has completely worn or rotted away and the hollow centre is exposed. This makes the measurement of the girth less than it would have been before the side rotted away, I believe. Plans to build a new house on the site of the large yew suggest that this tree no longer exists. In 2025 the tree's disappearance is confirmed. Age of 400 years estimated.</p> |
| <p>BRISTOL Ivydene Cottage Mead Road Stoke Gifford Bristol</p> | <p>Cottage thought to have been built c1734. Yew in the garden. Girth approximately 7' 9".</p> <div data-bbox="555 2303 938 2566" data-label="Image"> </div> <p>Age of 200 estimated.</p> |

BUCKINGHAMSHIRE





| | |
|---|--|
| AMERSHAM Foxmead Magpie Lane Coleshill Nr Amersham HP7 0LS | Large shaped yew in front garden. 55½" at 3ft and 58" inches at 4ft. An age of 100 estimated. |
| DUNSMORE Black Horse Dunsmore Chiltern Hills | <div style="display: flex; align-items: center;">  <div style="text-align: center;"> Two yews: 1) 8' 3" at 3' and 8' 7" at 4' 2) 7' 9" at 3' and 7' 1" at 4' </div>  </div> <p style="text-align: center; margin-top: 10px;">A certificate for 200 years was sent to the owner.</p> |

CAMBRIDGESHIRE

| | |
|---|--|
| OFFORD CLUNY MANOR High Street Offord Cluny Cambridgeshire PE19 5ZE | The site is about 300 yards from the church. There are approximately 17 yews in the grounds. They appear to have been planted as part of a boundary between the house and the farm. The first two are 'close to the house' 1: 7' 3" at 3' 7' 3" at 4' 2: 3' 2" at 3' 3' 5" at 4' The next 11 are 'part of the boundary' 1: 2' 0" at 3' 2' 1" at 4' 2: 2' 6" at 3' 3' 0" at 4' 3: 1' 3" at 3' 1' 4" at 4' 4: 4' 0" at 3' 4' 5" at 4' 5: 4' 2" at 3' 4' 4" at 4' 6: 4' 0" at 3' 4' 3" at 4' 7: 5' 1" at 3' 5' 4" at 4' 8: 5' 5" at 3' 5' 5" at 4' 9: 3' 2" at 3' 3' 4" at 4' 10: 2' 11" at 3' 3' 3" at 4' 11: 3' 7" at 3' 4' 3" at 4' There is also an interesting Yew Hedge at the Manor, planted in 1900. The girth of each trunk is approx. 1' 5" (average). The hedge now stands at 10ft, and is 7ft wide. The owner keeps it well clipped. |
| PETERBOROUGH Wisteria House 5 Church Lane Helpston Peterborough Cambridgeshire | Yew, with detailed plan attached, in back garden. Girth 6' 3" at both 3' and 4'. Age of 150 estimated. |

CHESHIRE



| | |
|---|--|
| CONGLETON Parish Hall grounds Eaton Village Congleton Cheshire SJ870654 | Girth of 11' 5" at 3' and 11' 11" at 4'. A certificate with an estimated age of 300 years sent to the owner on 31/3/1989. |
| CONGLETON Yew Tree Cottage Church Lane North Road Congleton Cheshire CW12 2PE | Our yew tree is in the front garden and has a girth of about 5' 6'. Strangely, in an extract from the Dane Valley Story by Clifford Rathbone, part of which appeared in a local newspaper article in 1953, it states "The yew tree in front of the house (Yew Tree Cottage) is thought to be 400 to 500 years old." |

| | |
|---|--|
| <p>CREWE The Cottage Bowsey Wood Nr Betley Crewe CW3 9DJ</p> | <p>A garden yew. 10' 1" at 3' and 11' 7" at 4'. According to the writer there was once an avenue of yews from the cottage up to the castle remains (Heighley Castle) of which a few remain. Age estimate of 220 years.</p> <div style="display: flex; justify-content: space-around;">   </div> |
| <p>GRAPPENHALL The Rectory Grappenhall Warrington Cheshire WA4 3EP</p> | <p>"We have a yew tree in the rectory garden which I believe to be over 200 years old. A drawing of the church and rectory garden, made in the mid 1800's, is enclosed. Girth is 11' 0" at 3' and 12' 1" at 4'. The circumference of spread is 59 yards, an average radius of 9 yards from the trunk.</p> <p>A certificate with an estimated age of 340 years was sent to the owner.</p>  |
| <p>MACCLESFIELD Adders Moss Farm Over Alderley Macclesfield Cheshire SK10 4SL</p> | <p>We have two yew trees which have clearly been here for a long time....as you motor round Cheshire it is not uncommon to see one or more yew trees close to farmhouses, as though it was the fashion at one time.</p> <p>1: 10' 1" at 3' and 10' 3" at 4' 2: 8' 10" at 3' and 8' 7" at 4'</p> <p>Meredith has written 'both around 300' on the letter and a certificate with this estimated age was sent to the owner on 4/8/1992.</p>  |
| <p>NANTWICH The Elms Coppice Road Willaston Cheshire CW5 6QA</p> | <p>The old yew tree in my garden measures approx. 11' at 3' and 12' at 4', but the trunk splits into three at about the 4' height so was difficult to measure. A 2nd correspondence refers to the owner's displeasure of having to remove branches to enable neighbours to extend their house.</p> <p>An age of 300 was estimated.</p> |
| <p>WILMSLOW Cheshire</p> | <p>Tree is at a junction of 4 old routes including Pack Horse Salt Trail from Cheshire to Yorkshire. Near to ford over river Bollin and site of old corn mill/smithy. Also cave supposed to have been used as a church in the 16th century. Girth of 9' 8" at 3' and 10' 9" at 4'.</p> <p>An age of 300 was estimated.</p> |


CORNWALL

| | |
|--|---|
| <p>BODMIN Tregleath Farm Wasnaway Bodmin PL30 3AW</p> | <p>Yew on sloping front lawn of farmhouse. Farm is on the site of an old mansion. Girth 9' 5" at 3' and 9' 7" at 4'</p> <p>An age of 230 was estimated.</p> |
| <p>LAUNCESTON Trelaske House Lewannick Launceston PL15 7QQ</p> | <p>'Our tree is over 60' high and has a girth of about 12' 3". About 10' away is a Celtic cross.....!' There are apparently several other yews 'but this is the big daddy one. The children climb right up inside it and can watch everyone without being seen. They have established a camp up there with planks and even coca cola tins - The yew tree doesn't seem to mind. Bits of it must have been chopped off in the past as there are lots of stumps round its base.'</p> <p>An age of 360 was estimated.</p> |

CUMBRIA

| | |
|--|---|
| <p>ALDINGHAM The Old Rectory Aldingham, nr Ulverston, Cumbria LA12 9RT</p> | <p>Tree in garden, grounds formerly belonged to CofE. East of the church. Tree 20ft from high water mark of Morecambe Bay. Tree, church and fort in a line east to west. 7ft at 3ft and 8ft at 4ft.</p> <p>An age of 140 was estimated.</p> |
| <p>CARTMEL Longlands at Cartmel SD389797</p> | <div style="display: flex; align-items: center;">  <div style="flex-grow: 1;"> <p>2 yews 10ft apart. (1) 8' at 3' and 11' at 4' (2) 6' 1" at 3' and 5' 7" at 4'</p> <p>Estimated ages: Tree 1 - 200 Tree 2 - 120 years</p> </div>  </div> |
| <p>ULPHA Stonestar Ulpha Broughton-in-Furness LA20 6DS</p> | <p>Garden yew, 16th century house. Girth 12' 6"</p> <p>A certificate with an estimated age of 400 years was sent to the owner.</p> |
| <p>UNDERBARROW Broom Farm Underbarrow Kendal LA8 8HP</p> | <p>House built c1760 Yew 1: 10 yards from house (in front to the left) 9' 6" at 3' and 9' 10" at 4'. Yew 2: 30 yards from the house - to side, left 12' 3" at 3' and 12' 10" at 4'. Yew 3: 70 yards from house, behind boundary of orchard and small walled area 7' 11" at 3' and 8' 2" at 4'.</p> <p>Age estimates as follows: Yew 1 - 240: yew 2-320: yew 3- 200.</p> |

DERBYSHIRE

| | |
|---|--|
| <p>MATLOCK Low Leas Farm Riber Matlock Derbyshire</p> | <p>"The girth when last checked a year or two back (letter dated 18/10/1998) was nearly 18ft I think, but in 1995 it was measured to 16' 6" which led to John White at Westonbirt to say it was planted in 1074."</p> <div style="text-align: center; margin: 10px 0;">  </div> <p>In 2025 this yew (SK3205857623) no longer exists. Another yew 100m SW of this spot is viewable in a Streetview photo but appears to be much younger.</p> |
|---|--|

| | |
|--------------------------------------|---|
| <p>MATLOCK Willersley Castle</p> | <p>Willersley Castle stands in about 74 acres, its wooded parkland and in it are many large yews. Yesterday we went out to measure some. One measured 8' 6" approx.</p> <p>An age of 200 was estimated.</p> |
|--------------------------------------|---|

DEVON

| |
|--|
| <p>ILFRACOMBE Whitecoat 33 Pitt Hill Berryarbor Devon EX34 9SQ</p> |
|--|

| |
|---|
| <div data-bbox="591 407 902 859" data-label="Image"> </div> <p data-bbox="918 393 1462 429">Yew in garden. Girth 10' 6". Height about 35'.</p> <p data-bbox="918 465 1281 501">An age of 300 was estimated.</p> |
|---|

| |
|--|
| <p>PLYMTREE Plymtree Manor Cullompton EX15 2LE</p> |
|--|

| |
|---|
| <p data-bbox="553 959 1893 995">The trunk is impossible to measure at 3 or 4 feet but at 20" from the ground it was 15' 8" and at 30" it was 16' 2".</p> <div data-bbox="553 1033 1140 1444" data-label="Image"> </div> <div data-bbox="553 1491 1140 1876" data-label="Image"> </div> <div data-bbox="1358 1020 1979 1491" data-label="Image"> </div> <p data-bbox="1152 1632 2007 1668">A certificate with an estimated age of 550 years was sent to the owner.</p> |
|---|

| |
|--|
| <p>TAVISTOCK The Beeches Callington Road PL198EJ</p> |
|--|

| |
|---|
| <p data-bbox="553 2020 1417 2056">A 10 year old house in the corner of a much older garden at SS472739.</p> <p data-bbox="553 2056 1077 2092">Tree by the house 7' 10" at 3' and 9' 2" at 4'.</p> <p data-bbox="553 2092 1712 2128">Another tree over road on a steep bank and inaccessible. Could be same age as the garden tree.</p> <div data-bbox="576 2151 1050 2483" data-label="Image"> </div> <div data-bbox="1272 2151 1746 2483" data-label="Image"> </div> <p data-bbox="553 2516 918 2553">An age of 180 was estimated.</p> |
|---|

| | |
|---|---|
| <p>TEIGNGRACE Newton Abbot Devon TQ12 6QP</p> | <p>The tree is in the driveway to the church door, but outside of the actual churchyard wall. The tree stands in a circular grassed area. Girth 8' 3" at 3' and 8' 9" at 4'. A certificate with an estimated age of 200 years was sent to the owner.</p> |
|---|---|

DORSET

| | |
|---|---|
| <p>DONHEAD ST MARY The Cottage Church Hill Donhead St Mary Shaftesbury Dorset SP7 9DJ</p> | <p>Yew tree is by the route of the Roman Road from Bradbury Rings to Bath. Girth was 10' 7" at 3' and 10' 7½" at 4'. A certificate with an estimated age of 300 years was sent to the owner.</p> |
|---|---|

| | |
|--|--|
| <p>FRAMPTON 3 Rural Lane Frampton Dorchester DT2 9NE</p> | <p>Girth of 13' 9" at 3' and 14'5" at 4'. A certificate with an estimated age of 450 years was sent to the owner.</p> |
|--|--|

| | |
|--|--|
| <p>MUSTON MANOR Winterborne Muston Blandford DORSET DT11 9BU</p> | <p>A tree stands at the western end of our late 17th century cottage. SY873977. Diameter at 3 and 4ft approx. 17' 6" twin trunks. Meredith wrote 'cannot age this tree unless a photo or visit', so this presumably took place and a certificate for 300 years was issued on 24/7/89.</p> |
|--|--|

| | |
|--|---|
| <p>STOKE ABBOT 3 Stoke Water House Stoke Abbot Beaminster Dorset DT8 3LW</p> | <p>In the grounds of the house. The union workhouse that was completed in 1836 is now converted into flats. Tree grows close to river. Girth 9' 10" at 3' and 8' 9" at 4'. A certificate with an estimated age of 240 years was sent to the owner.</p> <div data-bbox="811 1374 1560 1857" data-label="Image"> </div> |
|--|---|

| | |
|---|--|
| <p>WINTERBOURNE STEEPLETON The Old Rectory Dorchester DT2 9LG</p> | <p>Yew is in the Old Rectory garden. At SY62658985. Girth of 11' 5" at 3' and 11' 10" at 4'. An age of 350 was estimated.</p> <div data-bbox="811 1981 1539 2469" data-label="Image"> </div> |
|---|--|

ESSEX

BRENTWOOD
Nethergate
39 Rayleigh Rd
Hutton
Brentwood
Essex
CM13 1AJ



4' 5" at 3' and 4' 4" at 4'.

An age of 70 was estimated.

EPPING
Roseleigh
Epping Road
CM16 5HW

Girth of the tree is 9' 10". Described as 'at the bottom of the garden'.

An age of 280 was estimated

MANNINGTREE
Domine Farm
Wrabness
Manningtree
Essex
CO11 2UD

Fine looking straight boled yew close to house. 7' 0" at 3' : 7' 10" at 4'. An age of 160 was estimated.



SAFFRON WALDEN
5 High Street
Saffron Walden
Essex
CB10 1AT



5' 10" at 3' and 6' 4" at 4'.

An age of 120 was estimated.






TERLING
Yew Tree Cottage Terling
Essex
CM3 2QB






4' 6" at both 3' and 4'.





An age of 90 was estimated.



GLOUCESTERSHIRE




| | |
|--|---|
| <p>BERKELEY Breadstone Farm Breadstone Berkeley Gloucestershire</p> |  <p>A notable yew feature. Made up of 4 separate stems and shaped.</p> <p>A certificate with an estimated age of 100 years was sent to the owner.</p> |
| <p>BROCKHAMPTON Old Post Office Brockhampton Cheltenham GL54 5XG</p> |  <p>Photo shows a fine looking cylindrical long bole. Girth of 7' 7½ at 3' and 8' 2¾" at 4'.</p> <p>An age of 200 years was estimated.</p> |
| <p>COLEFORD Lower Carterpiece Farm nr Coleford GL16 7ER</p> | <p>We have in our farmyard a yew which measures 9' 8" at 3' and 10' 10" at 4'.</p> <p>An age of 260 years was estimated.</p> |
| <p>ELBERTON Rock House Elberton</p> | <p>Tree west of the house recorded as 11' 4" at 3' and 11' 2" at 4'.</p> <p>A certificate with an estimated age of 300 years was sent to the owner.</p> |
| <p>LECHLADE Lodge Cottage Filkins nr Lechlade GL7 3JJ</p> | <p>In the garden on the south side of the house (a 200 year old cottage) is a large yew tree. Photo seems to have disappeared.</p> <p>Girths of 11' 2" at 3' and 12' 2" at 4'. Tree forks from its base, hence low age estimate.</p> <p>A certificate with an estimated age of 150 years was sent to the owner.</p> |
| <p>MORETON-in-MARSH Wellington House Evenlode Road GL56 0HX</p> |  <p>The tree does divide into seven trunks just a couple of feet above ground.</p> <p>Girth of 7' 3" at the ground: 10' 5" at 3': 11' 7" at 4'.</p> <p>An age of 120 years was estimated.</p> |

| | | |
|--|---|---|
| <p>OLVESTON Hill House The Green Olveston Bristol BS12 3EJ</p> | <p>The letter contains the house history. Also a map showing the location of all the yews and this photo of largest tree, of which "Legend says it is over 700 years old" and it is approximately 60ft high. Girth at 3' is 12' 4½" and at 4' is 12'.</p> <p>The 3 yews planted to the south of the house are all relatively close together and have dimensions at 3' of (a) 8' 2", (b) 6' 7½" (c) 7' 2" and at 4' (a) 7' 11½ (b) 7' 0" (c) 7' 0".</p> <p>The yew trees planted to the north of the house near the front entrance gate from the road, are mainly in a totally enclosed stonewalled area which has no entrance and which legend has it that this is a small Quaker burial ground outside the walls of the house, probably used at the time of the plague.</p> <p>A certificate with an estimated age of 400 years was sent to the owner.</p> |  |
| <p>PAINSWICK Yew tree house Vicarage Street Painswick GL6 6XS</p> | <p>The yew is situated in the rear garden of the property. There are also 4 large yew trees to the front of the property.</p> <p>Tree at rear 15' 6" at 3' and the same at 4'.</p> <p>A certificate with an estimated age of 500 years was sent to the owner.</p> | |
| <p>PINBURY PARK Cirencester</p> | <p>This is a private site with no public access. The trees can be seen from a public path called Dark Ride, which runs through Pinbury Park. It is approximately midway between the churches at Edgeworth and Sapperton.</p> <p>In 1988 C.R.Mullings, who lived in one of the buildings adjacent to the Yew Avenue for 30 years provided the following information: 'The avenue is approximately 100 yards in length. The trees vary a great deal in girth, numbers have unfortunately been reduced during our occupation. We have just measured one of the largest trees, which at 3' from the ground measured 13' 3" and at 4' measured 13' 3½".</p> <p>A certificate with an estimated age of 450 years was sent to C.R.Mullings.</p> |  |
| <p>SLIMBRIDGE Moorend Farm Slimbridge GL2 7DB</p> | <p>The yew stands in the front garden of our house at Moorend Farm SO734031. It measures 18' 5" at 3' and at 4' above the present ground level. I think the present ground level is 2' or 3' higher than the original.</p> <p>An estimated age of 800 is written on the letter, but there is no indication of whether a certificate was sent.</p> | |
| <p>STROUD Melbourne House Tickmorend Horsley nr Stroud GL6 0PE</p> | <p>Two yews:</p> <ol style="list-style-type: none"> 1) 9' 11" at 2' and 9' at 3' 2) 2' 8" at 2' and 3' 4" at 4' <p>Certificates with estimated ages of 200 and 60 years were sent to the owner.</p> |  |






HAMPSHIRE



| | |
|--|--|
| <p>ALDERMASTON Shalford Farm House RG7 4RD</p> | <p>This site was 'formerly a preceptory of the Knights Hospitaller. It was purchased by the Catholic Woolascott family after the Reformation and remained in their hands until 1757. The foundations of the chapel have recently been located; three skeletons have recently been found near the site of the chapel, and part of the existing house has been dated by dendrochronology to 1430.</p> <p>I enclose two photographs: one shows the multistemmed yew in the garden, whose trunks form a circle around the original tree. The second shows the 80 yard long avenue of yews near the house, which is aligned with the sunset of the winter solstice. Though the largest surviving yew has a girth of only 11' 4" The Walk (as it is called on old maps) may well be much older. I have planted new yews to fill the gaps of older trees which have fallen.</p> <div style="display: flex; justify-content: space-around;">    </div> |
| <p>ALDERSHOT SU893528</p> | <p>I offer the following data for 7 yews within 100 yards of SU893528, sandwiched between the A321 and the Basingstoke canal in Ash Vale.</p> <p>The trees do not appear to be particularly old, but there does appear to be quite a number in this small area. There are also several small trees whose girth is less than 1ft.</p> <p>Trees positions are marked on a drawn plan.</p> <ol style="list-style-type: none"> 1: 5' 7" at 3' 5' 8" at 4' 2: 4' 10" at 3' 4' 11" at 4' 3: 3' 8" at 3' 3' 9" at 4' 4: 3' 7" at 3' 3' 6" At 4' 5: 2' 2" at 3' 2' 4" at 4' 6: 2' 3" at 3' 1' 10" at 4' 7: 2' 3" at 3' 1' 3" and 1' 3" forked at 4' <p>Certificates with estimated ages of 120 for tree 1 and 100 for tree 2 were sent to the owner.</p> |
| <p>ALTON Eggar's School Alton Hampshire</p> | <p>"In the garden of Eggar's grammar school in Alton are two ancient yew trees. In the past they had a pole between them with a swing, which I used as a child when we lived there; my father was the headmaster. I know the yews are old because the school was built in 1642..... a reproduction of a pen and ink drawing done in the early 1700s which showed the yews as quite substantial trees even then. I believe the original can be found in the school archives, which used to be in the safe keeping of the Curtis museum."</p> <p>There appears to be no trace of these yews today.</p> |
| <p>CHANDLERS FORD 235 Winchester Road Chandlers Ford Hampshire SO5 2DX</p> | <p>A garden yew: The girth is 14/15ft. The story told about it in the area is that after King Rufus was killed hunting in the New Forest, they took his body back to Winchester Cathedral via our garden and planted the tree where they camped for the night. Unfortunately it suffered some damage in the hurricane.</p> <p>A certificate with an estimated age of 700 years was sent to the owner in 1989. The King Rufus claim would give it an age of 1100 years.</p> <div style="text-align: center;">  </div> |

| | |
|--|--|
| <p>HAMBLEDON The Priory World's End Hambledon Hampshire PO7 6LU</p> | <p>This is a recently adopted name, really should be Collyers Water - about 300 years old. Detailed map showing the 6 trees available.</p> <p>1: 6' 10" at 3' :7' 6" at 4' 2: 8' 2" at 3' :8' 9" at 4' 3: 7' 11" at 3' :8' 7" at 4' 4: 7' 8" at 3' :8' 9" at 4' 5: 7' 7" at 3' :8' 1" at 4' 6: 7' 4" at 3' :8' 0" at 4'</p>  <p>A certificate stating between 250 and 300 years of age sent to the owners in 1992.</p> |
| <p>HARTLEY WITNEY Hill Farm Hazeley Heath Hartley Witney Hampshire RG27 8LZ</p> | <p>I have measured the yew tree at the back of our home. 6' 2" at 4', but virtually impossible to measure at 3' as it grows so close to an old brick privy. Parts of the house date from the 16th century. We have altered our extension plans so as not to interfere with the tree.</p> <p>An age of 120 years was estimated.</p> |
| <p>HURSTBOURNE TARRANT Hill House Hampshire SU381530</p> | <p>It is a large tree standing alone but there is also a group of yews in the same garden that have been cut at some stage in the past. I have noticed that in the area there appears to be a large number of mature yew trees. Girths of 11' 5" at 3' and 11' 2" at 4'.</p> <p>A certificate with an estimated age of 300 sent to the owner.</p> |
| <p>LANGLEY, near LISS Allington Cottage Hampshire GU33 7JR</p> | <p>It stands in the wood behind our cottage on the edge of a bridle path which we are told is part of an old pack way. An old pathway cuts through at this point so it may have marked a crossroad. Under the yew is a fairly modern addition - a donkey's grave bounded by old oak posts and rail (badly in need of restoration) and a simple headstone which reads "To Mike, who died here - faithful friend of Olivia Brown (1900)". My fond fancy is that Mike died eating the yew. Girth of tree 7' 6" at both 3' and 4'. An age of 150 years was estimated.</p> |
| <p>LISS (nr) Holly Cottage Harting Combe Rake Nr Liss Hampshire GU33 7JF</p> | <p>On the Hampshire/West Sussex border, and actually in West Sussex - in spite of address.</p> <p>Big yew tree grows right next to the house at SU799273. We have a footpath directly in front of the house and I believe it was the old Portsmouth/London road. The A3 is about 400 yards away up the hill. About 10 yards from it and bordering the footpath are the remains of some sort of small building (12x10ft) covered in brambles and undergrowth. It was made of old bricks though I found an old solid stone trough in the ruins. The yew tree is 13' 1" at 3' and 14' 0" at 4'.</p> <p>A certificate with an estimated age of 420 years sent to the owner</p>  |
| <p>LYMINGTON Pilgrim High Street Lymington Hampshire SO4 9AH</p> | <p>Our yew is in our walled garden in the centre of Lymington. Our house was built in 1660 when the burial ground stretched in front of the church (100 yards away). It measures 8' 0" at 3' and 7' 8" at 4'.</p> <p>An age of 220 years was estimated.</p> |





| | |
|---|--|
| <p>MERDON CASTLE Hampshire</p> | <p>(Not part of Yew Tree Campaign)</p> <p>A certificate with an estimated age of 2000 was sent on 3/9/1993. It is unclear who was the recipient.</p> |
| <p>MICHELMERSH The Old House Michelmersh nr Romsey SO51 0NQ</p> | <p>A letter to Mrs Jory from the Conservation Foundation says "Thank you for replying.....with details of the yew tree in your garden - 10' at 4'. Based on the information you supplied, Allen Meredith has estimated your yew tree to be 300 years old."</p> |
| <p>PETERSFIELD Nursted Farm Buriton Petersfield Hampshire GU31 5RW</p> | <p>We have nine mature yews growing in the garden of this farmhouse. Ther largest of these fell victim to the 1987 hurricane and is soon to be cleared and sold to a local furniture maker and craftsman.</p> <ol style="list-style-type: none"> 1) 5' 8" 2) 8' 5" 3) 6' 3" 4) 7' 6" 5) 12' 0" 6) 12' 1" (fell in hurricane) 7) 4' 8" 8) 8' 9" 9) 7' 3" <p>An age of 350 years was estimated for the largest yew.</p> |
| <p>ROPLEY Ropley House Hampshire SO24 0EB</p> | <p>Four yews in a clump with girths of 7' 6", 7' 3", 6' 0", 5', 10".</p> <p>An age of 150 years was estimated for the largest yew.</p> |
| <p>SARISBURY GREEN Yew Tree Cottage Hawthorn Lane Sarisbury Green Hampshire SO3 6BD</p> | <div style="display: flex; align-items: center;">  <div style="margin-left: 20px;"> <p>Girth 5' 6" at 3' and 5' 9" at 4'. Photo shows a fine pollarded tree with circular seat around.</p> <p>An age of 120 years was estimated.</p> </div> </div> |
| <p>TIDWORTH Yew Tree Cottage Ludgershall Road Tidworth Hampshire SP9 7LU</p> | <p>A garden specimen - quite large and beautifully shaped. 9' 1" at 3' and at 4'. Progressively larger the higher it is measured.</p> <p>There is apparently a book that speaks of 'large stands of yew' in the area which fell to the woodsman's axe.</p> <div style="display: flex; justify-content: space-around;">   </div> <p>An age of 270 years was estimated.</p> |



HEREFORDSHIRE


| | |
|---|--|
| <p>ABBEY DORE Crossway Cottage Abbey Dore Herefordshire HR2 0AA</p> | <p>Two garden yews growing very close to each other. Tree 1: 9' 7" at 3' and 10' 2" at 4' Tree 2 : 7' 7" at 3' and 7' 5" at 4'</p>    <p>An age of 250 years was estimated.</p> |
| <p>BODCOTT FARM Nr Bredwardine SO33704310</p> |  <p>The yew clings to the slope of a hollow way on a public bridleway just beyond Bodcott Farm, sometimes known as Lower Bodcott Farm. The site is mistakenly called Burcott Farm in <i>The Sacred Yew</i> by Chetan and Brueton and Dodcott farmhouse by the Conservation Foundation.</p> <p>A certificate with an estimated age of 1500 years sent to the owner.</p> |
| <p>BROMYARD St Richard's School Bredenbury Court Bromyard Herefordshire HR7 4TD</p> | <p>A yew stem intertwined with an oak. Sketch included. Girth of yew 5' 4" at 3' and 'perhaps' 5' 0" at 4'. I suppose this may date it at less than 150 years.</p> <p>A certificate with an estimated age of 140 years sent to the owner.</p> |
| <p>DILWYN Yew Tree House Dilwyn Herefordshire HR4 8HL</p> |  <p>"My yew tree measures 11' 3" at 3' high and 10' 6" at 4' high. It is not very fluted and has a definite anti-clockwise spiral. We believe the house dates to before 1500 and that the tree was planted by the first occupants."</p> <p>An age of 350 years was estimated.</p> |
| <p>GARWAY Upper Town SO45542209</p> | <p>At our house we have, next to the old privy, several trees (once one???) next to a stock paddock on an old smallholding. Diagram of the 4 trunks and the distance between each. They are between 4' 6" and 5' 7".</p> |
| <p>HOLLYBUSH Bay Tree Cottage Whiteleaved Oak Hollybush Ledbury HR8 1SE</p> | <p>We have an abundance of yew in this district. As well as this tree, there are several dozen of all shapes and sizes in High Wood. Girth 20' 4" at 3' and 20' 0" at 4' <i>The post code is Hereford, but the cottage and High Wood are not in that county.</i> A certificate with an estimated age of 900 years sent to the owner. (In 2025 it has not been possible to locate 'Bay Tree Cottage'. There is a yew in the garden of Yew Tree Cottage (SO7587535809) which is of considerably smaller girth. Streetview shows it to be a many stemmed yew.</p> |
| <p>HOLME LACY Avallon Holme Lacy</p> | <p>10' 6" at 3' : 11' 10" at 4'. Awkward to measure.</p> <p>A certificate with an estimated age of 300 years sent to the owner.</p> |

| | |
|--|---|
| <p>HOLME LACY Newtown Cottage Holme Lacy Hereford HR2 6PH</p> | <p>9' 2" at 3' : 10' 1" at 4' "It was rather difficult to measure as ours is part of a hedge and so no true trunk exists lower down." A certificate with an estimated age of 280 years sent to the owner.</p> |
| <p>MONNINGTON COURT Monnington-on-Wye Herefordshire</p> | <p>A certificate with an estimated age of 350 years sent to the owner.</p> |
| <p>PEMBRIDGE The Green Farmhouse Staunton Green Nr. Pembrige Herefordshire HR6 9LE</p> | <p>Yew grows in a farmyard about 10 yards from the farmhouse close up against a large barn. Girth is 7' 11" at 3' and 8' 4" at 4'. An age of 200 years was estimated.</p> |
| <p>PIPE TROW FARM Byton</p> | <p>In 1988 Paul Devereaux, then warden of the Lugg valley Field Centre, sent information to the Conservation Foundation. He gave the yew's girth as 13' 9" (420cm) at 3' and 14' 1" (429cm) at 4'. This is now a private farm, and although the yew can be seen from the road, there was no way to verify its girth and status. A certificate with an estimated age of 450 years sent to the owner.</p> |
| <p>LEOMINSTER Hamnish Court Hamnish Leominster HR6 0QW</p> | <p>Two yew trees 2' apart? Tree 1: 11' 4" at 3': 12' 5" at 4' Tree 2: 12' 1" at 3' : 11' 9" at 4' Both trees approx. 50' high. A certificate for 250 years originally issued. This was later changed to 350 after letter from the owner suggested a 1640 planting.</p> |
| <p>HERTFORDSHIRE</p> | |
| <p>BERKHAMSTED</p> | <p>A yew threatened with felling for a development. 9' 9" at 3' and 10' 3" at 4' A certificate with an estimated age of 300 years sent to the owner (to help save the tree).</p> |
| <p>HUNSDON POUND Mead Lodge Hunsdon Pound nr Ware SG12 8LF</p> | <div style="display: flex; align-items: flex-start;">  <div style="flex-grow: 1;"> <p>We have a number of yews in our garden. An avenue of 76 yews, two hedges of yew another 15 trees; all in 4 acres of garden. The largest yew tree is 12' at 4' high and 11' at 3' high. I have dated the house back to 1781 when it was a maltings. An age of 350 years was estimated.</p> </div> </div> |
| <p>MARKYATE The Grange Markyate nr St Albans Herts AL3 8PD</p> | <div style="display: flex; align-items: flex-start;">  <div style="flex-grow: 1;"> <p>Girth of 8' 2" at 3' and 8' 8" at 4'. An age of 160 years was estimated.</p> </div> </div> |
| <p>MUCH HADHAM Yew Tree House Kettle Green Road Much Hadham SG10 6AJ</p> | <p>Letter from Patrick Curry to Conservation Foundation 17th August 1996: I would like to report a large/ancient yew. It has aerial roots. I haven't seen it myself, but have spoken to an eyewitness, and also the local council. It is in a conservation area, but there is apparently no TPO on it.</p> |



KENT

| | | | |
|--|---|---|---|
| <p>BEARSTEAD GREEN Maybank Bearsted Green Kent ME14 4EC GR 800557</p> |  | <p>The house dates back about 300 years, but the yew tree must be very much older than that. The trunk virtually at ground level becomes several trunks, none of which seems to be a dominant one.</p> <p>14' 2" at 3' 15' 0" at 4'</p> <p>A certificate with an estimated age of 500 years sent to the owner.</p> |  |
| <p>HARVEL Swanswood Farm Harvel Gravesend Kent DA13 0UA</p> |  | <p>13' at 3' and 14' at 4'. Tree adjacent to road and public footpath. Tree in good shape and fairly clean bole to height of 5ft.</p> <p>A certificate with an estimated age of 400 years sent to the owner.</p> <p>2025: Grid ref TQ6513162341. Tree now in the middle of a large tarmac turning zone.</p> | |
| <p>HOLLINGBOURNE Frogshole Farm Hollingbourne Kent ME17 1UZ</p> | | <p>Tree half mile north of Pilgrims Way. 12' 1" at 3' and 11' 8" at 4'. It is described as 'one of three, two blown down in 1987 gale. Tree is hollow, occupied each year by little owls and bees.</p> <p>An age of 300 years was estimated.</p> | |
| <p>KEMSING Side of road at TQ58205980</p> | | <p>The yew is on Terry's Lodge Road 100 yards north of junction with Pilgrim's Way. Girths of 21' at 3' and 23' at 4' recorded by the Tree Register in 1993. 21' 5" at 1' by Tim Hills in 2001.</p> <p>A certificate with an estimated age of 1200 years issued on 25/1/1994, but the recipient is not named.</p> | |
| <p>LONGFIELD Pescot Coach House Main Road Longfield Kent DA3 7AE</p> | | <p>Garden yew 12' at 3' and 11' 6" at 4'. Tree is in the centre of the drive.</p> <p>A certificate with an estimated age of 350 years sent to the owner in 1989.</p> | |
| <p>LYNSTED Yew Tree Cottage Lynsted Sittingbourne Kent ME9 0JJ Grid ref 942895</p> | | <p>On grass verge outside front garden of cottage. Cottage is 350 years old. Thought to be on a route between Pilgrims Way on N Downs and Watling St. Hard to measure -side branches and position on sloping bank.</p> <p>Southernmost (taller of pair) 12' 3" at 3' above bank 12' 8" at 4' above bank Northernmost of pair 13' 1" at 3' above bank 13' 1" at 4' above bank</p> <p>A certificate with an estimated age of 440 years sent to the owner.</p> |  |

| | |
|--|---|
| <p>TONBRIDGE Old Kennards Leigh Tonbridge Kent TN11 8RE</p> | <p>Garden yew, outside the moat on the site of a 14th century vicarage. Told that it was planted at the time of building, approx. 1570. SW of the house. 4' 9" at 3' and 4' 6" at 4'. Height 24'.</p> <p>An age of 130 years was estimated.</p> |
| <p>TUNBRIDGE WELLS 141 Forest Road Tunbridge Wells Kent TN2 5EX 5930 3920</p> | <div style="display: flex; justify-content: space-between;"> <div style="width: 45%;">  </div> <div style="width: 45%;"> <p>A garden yew 14 yards from the house. Top of tree controlled by tree surgeons. 7' at 3' above lawn 6' 4" at 4' above lawn 6' 5" at 3' above bed 6' 6" at 4' above bed</p> <p>An age of 200 years was estimated.</p> </div> <div style="width: 45%;">  </div> </div> |
| <p>WESTERHAM French Street Westerham Kent</p> | <p>A family burial ground, known as the French Street burial ground, with a large yew in the centre. Girth of 13' 9" at 3' and 15' 5" at 4'. Burial ground owned by George Berry, wine merchants since the 18th century</p> <p>A certificate with an estimated age of 400 years sent to the owner.</p> |
| <p>WOMENSWOLD Denne Hill Farm Canterbury</p> | <p>'We live in an ancient park near Canterbury and there is a large yew just inside the park railings. Tree measures 15' 9" (189") at 3' and 15' 6" (186") at 4'.</p> <p>A certificate with an estimated age of 550 years was sent to the owner.</p> <p>2025 - it has not been possible to find this location from the description given.</p> |
| <p>LANCASHIRE</p> | |
| <p>CLITHEROE Yew Tree Cottage Bolton-by-Bowland Nr Clitheroe Lancs BB7 4NS</p> | <p>We have measured the two yew trees in our garden. Tall tree: 7' 9½" at 3' and 8' 9½" at 4'. Spreading tree: 6' 6" at 3' and 5' 10" at 4'.</p> <div style="text-align: center;">  </div> <p>Certificates with an estimated age of 300 for the tall tree and 140 for the spreading tree sent to the owner.</p> |

| | |
|---|--|
| <p>INGLETON Park Foot Farmhouse Nr Ingleton via Carnforth Lancs LA6 3AH</p> |  <p>"Many thanks for the certificate recording the estimated age of our yew tree." The tree is at the entrance to a 17th century farm, replaced by another in the 19th century. Girth 5' 7" at 3' and 5' 11" at 4'.</p> <p>A certificate with an estimated age of 120 years sent to the owner.</p> |
| <p>NELSON Crow Trees 1 Barleydale Road Barrowford Nelson Lancs BB9 6AD</p> | <p>We have several yew trees in the garden of Crow Trees SD861402 The house dates from c1700 or earlier. The two largest yews are as follows: 1: 9' 11" at 3' and 10' 3" at 4' 2: 11' 5" at 3' and 12' 2" at 4' The larger is a rather peculiar shape, possibly due to constriction for many years by a massive circular seat. An age of 300 years was estimated.</p> |
| <p>PRESTON Dutton Manor Longridge Preston Lancs PR3 2XH</p> | <p>I send a catalogue of the surviving 21 yews out of the 30 planted here about the time the house was built in 1872. Measurements of all trees and more detail in letter. Age range 80 to 250. This disregards 1872 as a planting time. Not known whether certificate was sent.</p> |

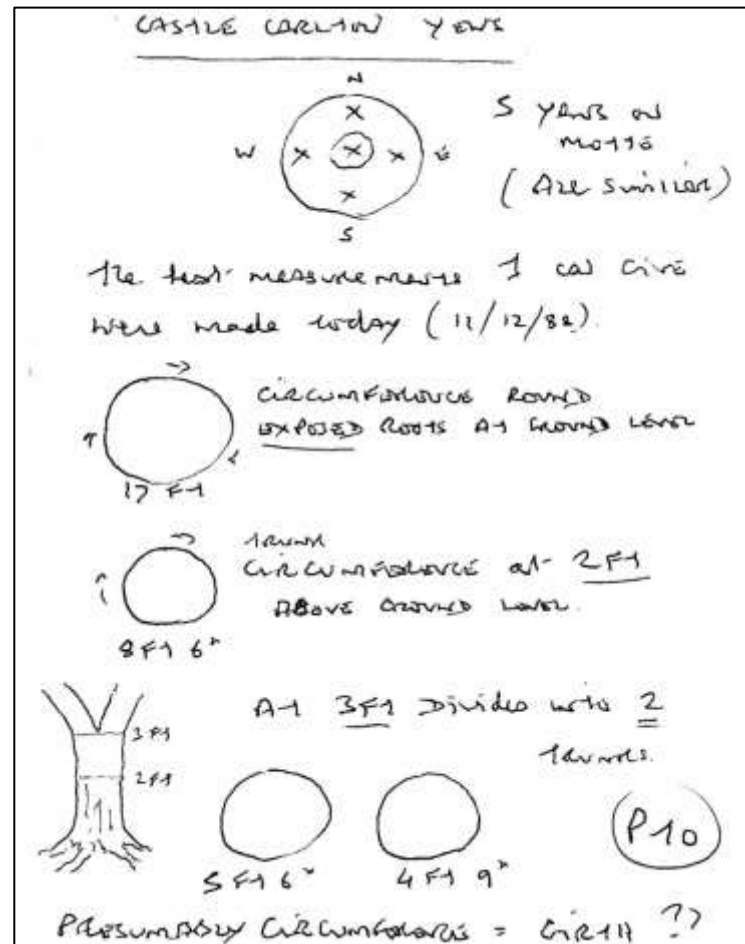
LEICESTERSHIRE

| | |
|--|--|
| <p>RUTLAND Ridlington House Nr. Uppingham Rutland SK8480202669</p> | <p>The house is reputedly the Priests House prior to the construction of the Old Rectory in the village. It is about 80 yards south of Ridlington Church. 18' 4" at 3' : 17' 4" at 4'. A certificate with an estimated age of 900 years sent to the owner.</p> <div style="display: flex; justify-content: space-around; align-items: center;">    </div> |
|--|--|

LINCOLNSHIRE

CASTLE CARLTON
Rookery Farm
Castle Carlton
Nr Louth
Lincolnshire
LN11 8JF

Yews grow on the Ancient Motte of Castle Carlton. One letter describes "5 trees, each of about 3' diameter". Later correspondence included this plan.



A certificate with an estimated age of 400 years was sent to the owner.

BENINGTON
Old Rectory
Benington
Boston
Lincolnshire



10' 6" at 3' and 9' 6" at 4'

An age of 280 years was estimated.

GAINSBOROUGH
The Old Vicarage
Willoughton
Nr Gainsborough
Lincolnshire
DN21 5SA

Girth 9' 6" at 3' and 10' 6" at 4'.

An age of 300 years was estimated.

HUMBERSTON
Manor House Farm
Lincolnshire

The yews grow in the garden of Manor House Farm. Next door is St Peter's church and the garden is south of the church. There are also the remains of an abbey between church and garden. The 4 largest yews are 13', 12', 12' and 11'.
A certificate with an estimated age of 400 years was sent to the owner.

MARKET RASEN
Otby House
Walesby
Market Rasen
LN8 3UU
TF138938

Thought the trees might be connected with a priory which once stood on the farm, which has a big chapel and a little chapel field and a deserted village adjacent to the churchyard. Three trees stand in a line running approximately SW/NE and stand at 4.5 and 9 yard intervals.

Measurements:


NE 7' 2" at 3': 7' 4" at 4'

Centre 7' 10½" at 3' : 8' 4½" at 4'

SW 8' 7" at 3': 8' 10" at 4'

The 3rd tree would have significantly greater measurements if two branches had not been sawn off where they leave the main trunk just below 3ft from the ground.

An age of 200 years was estimated.




| | | |
|---|---|---|
| <p>SPALDING Mill House 198 Spalding Road Pinchbeck PE11 3PB</p> |  | <p>Garden yew: 5' 9" at 3' and 5' 8" at 4'. Grows between house and outbuilding. Very colourful bark, cylindrical</p> <p>An age of 120 years was estimated.</p> |
|---|---|---|

NORFOLK

| | |
|---|--|
| <p>DEREHAM Docwra Manor Guestwick Green Norfolk NR20 5QA TG056265</p> | <p>Two yews in garden. Measurement of larger was 12' 9" at 3' and 13' 3" at 4'. House reputed to have been built around 1580.</p> <p>A certificate with an estimated age of 400 years was sent to the owner.</p> |
|---|--|

| | |
|--|--|
| <p>DISS Capons Farmhouse Upper Oakley Diss Norfolk</p> | <p>Tree by front gate. Girth of 8' 0" at 3' and 8' 2" at 4'. Tree pollarded and all side laterals stripped back to trunk 20/25 years earlier.</p> <p>A certificate with an estimated age of 220 years was sent to the owner.</p> |
|--|--|

| | |
|--|---|
| <p>KING'S LYNN Cobham House Burnham Market Norfolk</p> | <p>Garden yew - 50 yards from church. Tree divides into two at 3'. Complete trunk measured close to dividing point and 6' 9" recorded. Individual branches were 5' 6" and 3'. Also other smaller yews.</p> <p>A certificate with an estimated age of 140 years was sent to the owner.</p> |
|--|---|

| | |
|---|--|
| <p>KING'S LYNN The Old Vicarage Tilney All Saints King's Lynn Norfolk</p> | <p>Tree in front garden. Girth of 7' 4" at both 3' and 4'. A certificate with an estimated age of 140 years was sent to the owner.</p> <div style="display: flex; flex-wrap: wrap; justify-content: space-around;">     </div> |
|---|--|

| | |
|---|--|
| <p>MELTON CONSTABLE HALL Melton Constable Norfolk</p> | <p>4 yews recorded with their position in relation to the walled in garden noted.</p> <p>(1) 137" (11' 5") at 3' and 143" (11' 11") at 4'. (2) 180" (15') at 3' and 187" (15' 7") at 4'. (3) 101" (8' 5") at 3' and 109" (9' 1") at 4'. (4) 141" (11' 9") at 3' and 160" (13' 4") at 4'.</p> <p>The writer of this information was 12 years old. Had photographs been available it would have been evident that these are younger yews, inappropriately measured. Tree 2 was singled out by Meredith as 550 years old and a certificate was sent to the owner.</p> |
|---|--|

NORWICH
The Old Parsonage
North Barningham
Norwich
NR11 7LA



Girth of 5' 2" at 4'. Not measurable at 3' because of branches.
A certificate with an estimated age of 100 years was sent to the owner.

NORTHAMPTONSHIRE

TOWCESTER
Manor Farm House
Hulcote
Towcester
Northants
NN12 7HT
SP704500



The writer says "You gave a certificate for 200+ years for the yew in our local churchyard. Ours is 7' 8" at both 3' and 4'." A certificate with an estimated age of 150 years was sent to the owner.

NOTTINGHAMSHIRE

BARNSTONE
The Rookery
Barnstone
Nottinghamshire
NG13 9JP




The house was built in 1783. Girth of tree measures 7' 4".
A certificate with an estimated age of 150 years was sent to the owner.


NOTTINGHAM
The Hall
Staunton in the Vale
Nottingham
NG13 9PE

Information sent to the Conservation Foundation in 2006 as part of the Yew Guardianship scheme.
A pair of female trees (SK806432) described as multi-branched on short solid trunks. Girths of 15' and 16' given.





| | |
|--|--|
| <p>PLUMTREE Yew Tree Cottage Main Road Plumtree Nottinghamshire NG12 5NB</p> |  <p>Garden yew. Girth 7' 5" at 3' and 7' 11" at 4'. A certificate with an estimated age of 130 years was sent to the owner.</p> |
|--|--|





NORTHUMBERLAND/CO DURHAM




| | |
|---|--|
| <p>COTHERSTONE Branton Cottage nr Barnard Castle Co Durham DL12 9PQ</p> | <p>The tree is on the north side of the house and girth is 81" (6' 9") at 3' and 7' 5" at 4'. We have always assumed it is at least as old as the house ie around 200 years. A certificate with an estimated age of 150 years was sent to the owner.</p> |
| <p>DARLINGTON Westholme Hall Winston Darlington Co Durham DL2 3QL</p> | <p>We feel it's as old as the house, dated 1606 and it grows just to the SW of the house. There has been habitation here for many years before 1606. It is more than 12' round the base and forks about 1' above this into 12 branches (see diagram). Each of its branches are about 3' 8" at 3' high and 3' 3" at 4' high. <i>The diagram suggests a young multi stemmed yew.</i> An age of 380 years was estimated</p> |
| <p>STOCKSFIELD Ridley Mill House Stocksfield Northumberland NE43 7QU NZ056605</p> | <p>A mill house built about 1720 In the garden, south of the house, are 7 yew trees.</p> <ol style="list-style-type: none"> 1) 10' 3" at 3' and 11' 0" at 4' 2) 7' 0" at 3' and 7' 2" at 4' 3) 8' 0" at 3' and 8' 7" at 4' 4) 2' 9" at 3' and 2' 8" at 4' 5) 4' 8" at 3' and 4' 8" at 4' 6) 5' 5" at 3' and 5' 7" at 4' 7) 7' 3" at 3' and 8' 0" at 4'  <p>A certificate with an estimated age of 250 years for the largest yew was sent to the owner.</p> |

OXFORDSHIRE

| | |
|---|--|
| <p>BAMPTON Woods House Church Lane Bampton Oxfordshire</p> | <p>Meredith apparently visited this site, a garden north of the church. There are "many yew trees in the grounds of the nearby manor and the churchyard." Girth of largest garden yew 7' 8". A certificate with an estimated age of 300 years was sent to the owner.</p> |
| <p>BICESTER Kennett House (The old vicarage) Ambrosden Bicester Oxfordshire OX6 0UJ</p> | <p>Girth of 9' 3" at 3' and 9' 2" at 4'. The tree stands on a raised mound about 3' above the ground against a wall and may be only a natural accumulation. The vicarage was built in 1638 on the site of an earlier one. A certificate with an estimated age of 280 years was sent to the owner.</p> |
| <p>GREAT ROLLRIGHT Thatch Cottage South End Great Rollright Oxfordshire OX7 5RR</p> | <p>We have a yew tree in our garden, measurements as follows: 7' 3" at 4' 8' 7" at 5' A certificate with an estimated age of 240 years was sent to the owner.</p> |

| | |
|---|---|
| <p>HENLEY-ON-THAMES Keepers Stonor Henley-on-Thames Oxfordshire RU9 6HE</p> | <p>Our garden contains 22 yews, a mixture of common and Irish. The largest common yew is located within, although off-centre of a circle (part only) mainly of sarsen stones, reputedly dating back to the Bronze Age. Largest yew: 9' 9" at 3' and 10' 0" at 4'. Next largest: 8' 7" at 3' and 8' 8" at 4'.</p> <p>A certificate with an estimated age of 350 years for the largest yew was sent to the owner.</p> |
| <p>LITTLE TEW Up the steps Little Tew Oxfordshire OX7 4JB</p> | <p>Two yews in garden - each has divided into two main sections, each is also covered in ivy. One was measured at 3' and is 3' 4".</p> <p>A certificate with an estimated age of 75 years was sent to the owner.</p> |
| <p>OXFORD The Cottage Northmoor Road Oxfordshire OX2 6UP</p> | <p>Tree in back garden of a house that is 'several hundred years old'. Girth of 8' 7" at 3' and 8' 6" at 4'. The old yew is not the foreground tree, but behind the house.</p>  <p>A certificate with an estimated age of 250 years was sent to the owner.</p> |
| <p>OXFORD Ley Mary Farmhouse Windrush Oxfordshire OX8 4TS</p> | <p>Garden yew - 100m from church. 6' 6" at 3' and 7' 0" at 4'.</p> <p>A certificate with an estimated age of 130 years was sent to the owner.</p> |
| <p>SUNNINGWELL Yew Tree House Sunningwell Abingdon Oxfordshire OX13 6RD</p> | <p>Garden of Yew Tree House 7' 6" at 3' and 7' 7" at 4'</p>  <p>A certificate with an estimated age of years was sent to the owner.</p>  <p>220</p> |
| <p>SHROPSHIRE</p> | |
| <p>BRIDGNORTH Stapeley Farm Bridgnorth Shropshire WV16 6UT</p> | <p>Four yews on the east side, one SW of the house. One is now only a stump. Meredith has written 300, 300, 450 and 250 years for the surviving trees. It is not known whether certificates were sent. On Google Earth it appears that only one yew remains.</p> |
| <p>CLUNBURY Upper House Clunbury Craven Arms Shropshire</p> | <p>Tree is against the southern wall boundary of Upper House. Girths as follows: 153" (12' 9") at 3' 151" (12' 7") at 4' 146" (12' 2") at 5'</p> <p>A certificate with an estimated age of 350 years was sent to the owner.</p> |

| | |
|---|--|
| <p>DORRINGTON The Old House Ryton Dorrington Shropshire SY5 7LY</p> | <p>A fine looking single stemmed garden yew. Girth given as 7' at 3' and 4'. House over 300 years old.</p> <div style="display: flex; justify-content: space-around; align-items: center;">   </div> <p style="text-align: center;">A certificate with an estimated age of 140 years was sent to the owner.</p> |
| <p>LEEBOTWOOD 29 Walkmills Shropshire</p> | <p>A garden yew close to the road. A certificate with an estimated age of 600 years was sent to the owner. In 2022 a girth of 511cm (16' 9") was reported for the Ancient Tree Inventory.</p> |
| <p>MIDDLETON SCRIVEN Shropshire</p> | <p>Two yews, male and female trees of about 29ft girth, grow by the side of a road in a clearing between fields on the other side of the road from St John's church. It is thought these might have been churchyard trees in Saxon times when the building would have been of wooden construction. Though the yews can be seen from the road the land they grow on is privately owned.</p> <p>A certificate with an estimated age of 1600 years was sent to the owner.</p> |
| <p>MORETON MILL Moreton Mill Cottage Moreton Mill Shawbury Shropshire SY4 4ES</p> | <p>Two yews at bottom of garden. North tree: 354cm (11' 7") at 3' and 296cm (9' 8") at 4'. South tree: 250cm (8' 2") at 3' and 263cm (8' 7") at 4'.</p> <p>The measurements of the north tree are probably overestimated by 10% because of the large amount of twigs and small branches on the trunk.</p> <p>A certificate with an estimated age of 275 years was sent to the owner.</p> <div style="text-align: right;">  </div> |
| <p>SOMERSET</p> | |
| <p>BATH Nettlebridge Oakhill Bath BA3 5AA</p> | <div style="display: flex;">  <div style="margin-left: 20px;"> <p>Yew has a girth of 13' 1" at 3'. Above this it divides into two and the branches girth 8' 4" and 8' 1". The photo shows the tree in the distance.</p> <p>A certificate with an estimated age of 400 years was sent to the owner.</p> </div> </div> |
| <p>CHEDDAR Hobbswell House Kent Street Cheddar Somerset BS27 3LG</p> | <p>The tree is about 50ft high and measures 11ft 8ins at base and 8ft 6ins at 3ft and 4ft above ground level.</p> <p>It stands in the front garden of the above house, which is north of the village of Cheddar. We believe the name Hobbswell derives from an ancient well within the grounds.</p> <p>A certificate with an estimated age of 270 years was sent to the owner.</p> |

| | |
|--|--|
| <p>CURRY MALLET The Manor House Curry Mallet Taunton TA3 6SU ST329218</p> | <p>We have a middle-sized yew tree in our garden. Our neighbour, a descendent of the Mallet family who resided in the house until after the last war, believes that the tree is some six hundred years old. The present girth of the tree at 4' above the ground is 9' 2¼".</p> <p>Meredith has written on the notes '280 if solid'. It is unclear whether a certificate was sent.</p> |
| <p>COMBE St NICHOLAS Belcombe farmhouse Combe St Nicholas Nr Chard Somerset TA20 3JB</p> | <p>We believe the old farmhouse to be between 200 and 300 years. The tree is by the drive and close to the house. Girth 13' 6" at 3' and 14' 0" at 4'</p> <div style="display: flex; justify-content: space-around;">   </div> <p>A certificate with an estimated age of 420 years was sent to the owner.</p> |
| <p>WESTON-SUPER-MARE Shiplett Court Farm Shiplate Road Bleadon W-S-M BS24 ONY</p> | <p>Yew in back garden. Girth 7' 10¼" at 3' and 7' 6¾" at 4'. Good photo of a fine cylindrical trunk which starts to fork above 12ft.</p> <p>A certificate with an estimated age of 200 years was sent to the owner.</p> |
| <p>STAFFORDSHIRE</p> | |
| <p>BURTON-ON-TRENT Yew Tree Farm Hopley Road Anslow Burton-on-Trent Staffordshire DE13 9PZ</p> | <p>In the front garden of a 16th century cottage, once a farmhouse and still known locally as Yew Tree Farm. Local tree surgeons said the tree was some 250 years old and was 'distressed'. It was thinned out, the roots were treated and it is now looking nice. Girth 7' 10" at 3' and 7' 8" at 4'. The yew is a lovely even lollipop shape.</p> <p>A certificate with an estimated age of 130 years was sent to the owner.</p> |
| <p>WOODSEAVES Lower Knightley Farm Woodseaves Staffordshire</p> | <p>Ancient settlement in nearby field - not however chronicled anywhere. Tree is estimated as 35/40ft tall. Girth is 12' at 3' and 11' 6" at 4'. It has very few lower branches, the first ones of any substance 20ft from the ground. The neighbouring farm is called yew tree farm but has a much smaller yew.</p> <p>A certificate with an estimated age of 340 years was sent to the owner.</p> |
| <p>CODSALL Cascia 1 cottage view Bilbrook Road Codsall Staffordshire WV8 1DZ</p> | <p>A new house built on the site of an old cottage with a very large garden. Girth roughly 6' 2" at 3' and 6' 10" at 4'</p> <p>A certificate with an estimated age of 120 years was sent to the owner.</p>  |

SUFFOLK

| | |
|--|---|
| <p>BURY St EDMUNDS Keepers Cottage Bury Road Lawshall Bury St Edmunds Suffolk IP29 4PL</p> | <p>"The two trees stand in the front garden about 20 feet apart, the foliage indicates that they are different species." (I am not sure I agree)</p> <p>Girth of both trees, described as approximately the same, are 5' 0" at 3' and 4' 11" at 4'.</p> <div style="display: flex; justify-content: space-around;">    </div> <p>A certificate with an estimated age of 130 years was sent to the owner.</p> |
| <p>BURY St EDMUNDS Upper Green Cottage Felsham Bury St Edmunds Suffolk IP30 0PL</p> | <div style="display: flex;">  <div style="margin-left: 20px;"> <p>Garden yew, photo of upright trunk. 7' 7½" at 3' and 7' 3" at 4'.</p> <p>A certificate with an estimated age of 150 years was sent to the owner.</p> </div> </div> |
| <p>DALHAM Suffolk</p> | <p>Yew tree survey '93. The avenue leading from the village to the church - known locally as the Parson's Lane - is lined with yews trees. There are in the region of 100 trees, some very old. There are also well established yews by the church. The person who completed this form for the Yew Guardianship project suggests trees up to 20ft girth, but these measurements are obviously around branches that spread out from low on the tree.</p> |
| <p>IPSWICH Black Barn Cottage Nettlestead Ipswich Suffolk IP8 4QL</p> | <p>Garden yew. It measures two metres circumference. A slide shows a columnar tree.</p> <p>A certificate with an estimated age of 100 years was sent to the owner.</p> |
| <p>LAVENHAM 60 Water Street Sudbury Suffolk</p> | <div style="display: flex;">  <div style="margin-left: 20px;"> <p>From ground to nearest branch is 5'. Girth at base near ground 4' 8". Girth below branches 4' 4".</p> <p>A certificate with an estimated age of 150 years was sent to the owner.</p> </div> </div> |
| <p>SUDBURY Acton CV school Old School House Nr Sudbury Suffolk CO10 0AN</p> | <p>Garden yew, photo of upright trunk. 7' 7½" at 3' and 7' 3" at 4'.</p> <p>A certificate with an estimated age of 150 years was sent to the owner.</p> |

SURREY

DORKING
1 - Ivy Cottage
2/3/4 - Private land
Coldharbour Lane
Surrey

The location is close to Anstibury Hill Fort, on Coldharbour Lane.
Tree 1: In the garden of Ivy Cottage. 13' 6" at 3' and 14' 7" at 4'.
Tree 2: Alongside Coldharbour Lane between the properties of Ivy Cottage and The Nest. Girth between 3' and 4' recorded as 14' 4".
Tree 3: Next door to the property called The Nest. Girth of 14' 5" between 3' and 4'.
Tree 4: On the opposite side of the road from trees 2 and 3. Girth of 9' 9" at 3' and 9' 6" at 4'.



Certificates, with estimated ages, were issued as follows: 400 years for trees 1 and 2, 500 years for tree 3 and 270 years for tree 4.

DRUIDS GROVE

(Not part of Yew Tree Campaign)

A certificate with an estimated age of 2000 years was sent to the owner.

EFFINGHAM
The Old Hollies
The Street
Surrey
KT24 5LL

NE of the house: 7' 11.5" at 3' and 8' 1" at 4'
W of the house: 7' 4" at 3' and 7' 7.5" at 4'

A certificate with an estimated age of 220 years was sent to the owner.

FARNHAM
Hale House Cottage
6 Upper Hale Road
Farnham
Surrey
GU9 0NJ

My cottage is thought to be some 200 years old. It was regrettably extended to within a couple of feet of the rear of the tree - about 30 years ago. This necessitates a bi-annual prune, ruining the overall appearance of the tree. Girth at 3' is 10' 3" and at 4' is 9' 10"







A certificate with an estimated age of 250 years was sent to the owner.




HASLEMERE
Wispers School (2006)

The school has since closed down and is now Oak Hall Care Home (2024).




In the school grounds - only a mile from Keffolds Farm.
Photos show an ancient yew. It grows on sloping ground and is described as columnar with some hollowing.
The school was originally the Old Mansion House.
Girth is given as 17ft.










| | |
|--|--|
| <p>LEATHERHEAD Dollarbank Edwin Close West Horsley Leatherhead Surrey KT24 6LW</p> | <p>The girth of our tree measured at 3' is 86" and at 4' is 79".</p> <p>A certificate with an estimated age of 150 years was sent to the owner.</p> |
| <p>LEATHERHEAD Monkswell Church Street Leatherhead Surrey KT22 8HR</p> | <p>A yew tree I am informed by our local council is probably 1000 years old. Girth of 7' 4" at 3' and 7' 2" at 4'.</p> <div style="display: flex; justify-content: space-around;">   </div> <p>A certificate with an estimated age of 250 years was sent to the owner.</p> |
| <p>LEATHERHEAD Randalls Coach House Randalls Road Leatherhead Surrey KT22 0AL</p> | <p>Measured as 14' 6" at 4'. Letter provides minimal information.</p> <div style="display: flex; justify-content: space-around;">   </div> <p>A certificate with an estimated age of 450 years was sent to the owner.</p> |
| <p>NEWLANDS CORNER Surrey</p> | <p>(Not part of Yew Tree Campaign)</p> <p>A certificate with an estimated age of 2000 years was sent to the owner.</p> |
| <p>OLD ENTON Surrey</p> | <p>(Not part of Yew Tree Campaign)</p> <p>A certificate with an estimated age of 2000 years was sent to the owner.</p> |
| <p>OUTWOOD Sheppards Scotts Hill Outwood Surrey RH1 5PR</p> | <p>In our garden and around the small paddocks are a number of yew trees. The largest being 79 inches - by your calculation dating back 180 years. It is strange to have a yew so near a building used for farming.</p> <p>A certificate with an estimated age of 150 years was sent to the owner.</p> |


| | |
|---|---|
| <p>OXTED Oxted Court 33 Church Lane Oxted RH8 9NB</p> | <p>Location is on opposite side of a road south of the church. Girth 9' 3" at 3' and 10' 5" at 4'. Age estimated as 240 years. Not clear whether a certificate was sent to the owner.</p> |
| <p>RICHMOND Denbigh Lodge De3nbigh Gardens Richmond Surrey TW10 6EL</p> | <p>Garden yew 15' tall. Girth of 63cm (2' 0¾") at 3' and 71cm (2' 4") at 4'. I'm glad you're taking an interest as so many of my neighbours dislike them. A certificate with an estimated age of 50 years was sent to the owner.</p> |
| <p>TANDRIDGE 2/3 Step Arbour The Walk Tandridge RH8 9NY</p> | <p>At TQ371505, behind the Barley Mow pub. Girth by my rather vague measurements are: Left hand tree 9' 12" (what did this mean?) at 3' and 7' 10" at 4' Right hand tree 7' 10" at 3' and 8' 1" at 4' Difficult to measure as on sloping ground.</p> <div style="display: flex; justify-content: space-around; align-items: center;">   </div> <p>A certificate with an estimated age of 200 years was sent to the owner.</p> |
| <p>WEST HORSLEY Dollarbank Edwin Close Leatherhead Surrey KT24 6LW</p> | <p>The well shaped tree is 7' 2" at 3' and 6' 7" at 4'. A certificate with an estimated age of 150 years was sent to the owner.</p> |
| <p>WOKING 18 York Road Woking Surrey GU22 7XH</p> | <p>The yew tree at the end of our garden is on the boundary with next door (now a doctor's surgery). It is a beautiful tree and I think must be fairly old. Girth approx. 11' 6" at 3' and 12' 8" at 4'. It is very ragged around the bottom with thick branches coming up from the main trunk. A certificate with an estimated age of 350 years was sent to the owner.</p> |
| <p>SUSSEX – EAST</p> | |
| <p>BARCOMBE Bunces Farm Spithurst Road Barcombe East Sussex BN8 4SA</p> | <p>The yew is approximately 13' 6".</p> <div style="display: flex; justify-content: center; align-items: center;">  </div> <p>A certificate with an estimated age of 400 years was sent to the owner.</p> |
| <p>ROTHERFIELD Toad Hall East Sussex</p> | <p>Old yews in garden. A certificate with an estimated age of 630 years was sent to the owner.</p> |



SUSSEX – WEST

| | |
|--|--|
| <p>CHICHESTER Chilgrove forest</p> | <p>Is apparently 'full of yew trees'.</p> |
| <p>CHICHESTER Singleton Chichester Sussex PO18 0HA</p> | <p>Church is 50 yards south of the trees. Yew 1 by tool shed: 6' 6" at 3' and 7' 1" at 4' Yew 2 at corner by road: 9' 4" at 3' and 8' 6" at 4' Yew 3 by sitting room corner: 10' 0" at 3' and 11' 7" at 4'</p> <p>A certificate with an estimated age of 300 years for the largest yew was sent to the owner.</p> |
| <p>CLAYTON MANOR Clayton Manor Gardens Underhill Lane Clayton</p> | <p>A garden on a site that dates back to at least Roman times. At one time branches used to lie on the ground all round and grew up again, enabling it to be clipped like a hedge. By 1988 most of these low branches had been removed leaving three which had taken root and grow as new separate trees. Girth 17' 6" at 3'.</p> <p>A certificate with an estimated age of 700 years was sent to the owner.</p> |
| <p>CRAWLEY Pella Common Road Cophorne Common Sussex RH10 3LA</p> | <p>A large yew tree in our garden. Girths of 8' 3" at 3' and 8' 6" at 4'. The original Pella was 300 years old and has been replaced with a new house.</p> <p>A certificate with an estimated age of 220 years was sent to the owner.</p> |
| <p>CRAWLEY Pella Common Road Cophorne Common nr Crawley Sussex</p> | <p>Neighbours yew stands close to our own but on the other side of the fence. It girths 12' 10" at 3' and 12' 11" at 4'.</p> <p>A certificate with an estimated age of 360 years was sent to the owner.</p> |
| <p>CRAWLEY Tanglewood Rowfant nr Crawley West Sussex RH10 4NL</p> | <div style="display: flex; align-items: flex-start;">  <div style="width: 70%;"> <p>Tree 1 - 8' 10" at 4'</p> <p>Tree 2 - 9' 8" at 3' and 9' 10" at 4'</p> </div> </div> <p>A certificate with an estimated age of 280 years for tree 2 was sent to the owner.</p> |
| <p>HORSTED KEYNES Wyatts Horsted Keynes West Sussex RH17 7AH</p> | <p>Girth of 7' 4" at 3' and 7' 10" at 4'. Photos show a straight single stem.</p> <div style="display: flex; justify-content: space-around;">   </div> <p>A certificate with an estimated age of 200 years was sent to the owner.</p> |



| | |
|---|--|
| <p>IFIELD Brook Cottage</p> | <p>Garden yew on a small rectangle of land behind 300 year old Brook Cottage. The owners recorded their yew with a girth of 18' at 3' to 4' above ground. They also reported that it sustained some damage in the October 1987 hurricane.</p> <p>A certificate with an estimated age of 650 years was sent to the owner.</p> |
| <p>MIDHURST Buddington Farm Midhurst West Sussex</p> | <p>Yew with a girth of 11' 2" at 3' and 11' 4" at 4'. Tree is SE of the house and tilts away from the SW winds.</p> <div style="display: flex; justify-content: space-around;">    </div> <p>A certificate with an estimated age of 350 years was sent to the owner.</p> |
| <p>PULBOROUGH Toat House Pulborough West Sussex RH20 1BZ</p> | <p>The yew tree in our garden is 11' round. One half of the trunk appears to have been cut but the other half thrives. Possibly the removed half interfered with the old privy which was under the tree long before our time.</p> <p>A certificate with an estimated age of 300 years was sent to the owner.</p> |
| <p>WARWICKSHIRE</p> | |
| <p>LEAMINGTON SPA Tachbrook Hill Farm Banbury Road Bishops Tachbrook Leamington Spa Warwickshire CV33 9QG</p> | <p>Two yews in garden, one with a double trunk that starts 12" above ground level. At 3' above ground level it measures 3' 8" (112cm), and the other trunk measures 2' 10" at 3' high. At 4' high the first trunk measures 3' 9" and the other one measures 3' 2" in girth.</p> <p>The most southerly tree measures 4' 10" in girth at 3' and 4' high.</p> <p>A certificate with an estimated age of 70 years was sent to the owner.</p> <div style="display: flex; justify-content: space-around;">   </div> |
| <p>LESSINGHAM HOUSE Leamington Hastings Warwickshire</p> | <p>A girth of 23' was provided by Grace MacFarquhar in 1988 in a letter to David Bellamy. A more recent girth is provided by Steven Falk in 2007: 6.43m (21' 1") at the base.</p> <p>A certificate with an estimated age of 1000 years was sent to the owner.</p> |
| <p>Pillerton House PILLERTON HERSEY Warwickshire CV35 0QJ</p> | <p>Two garden yews:</p> <ol style="list-style-type: none"> 1) 6' 8" at 3' and 6' 10" at 4' 2) 7' 10" at 3' and 8' 2" at 4' |

| | |
|--|---|
| <p>RUGBY Yew Tree Cottage Frankton Rugby Warwickshire CV23 9NZ</p> | <p>Tree at SP426703 in front of yew tree cottage. Girth 138cm (4' 6") at 3' and 123cm (4' 0") at 4'.</p> |
| <p>SNITTERFIELD Sadalers Orchard Park Lane nr Stratford-on-Avon Warwickshire</p> | <p>Garden is 100m east of the church. Tree girth 9' 6" at 3' and 9' 10" at 4'. A certificate with an estimated age of 260 years was sent to the owner.</p> |
| <p>WELFORD ON AVON Yew Tree Cottage 5 Montagues Corner Chapel Street Welford-on-Avon Warwickshire CV37 8PX</p> | <p>Front garden of cottage. Girth of 6' 5" (196cm) at 3' and 6' 8" (203cm) at 4'</p> <div data-bbox="546 701 1442 1009" style="display: flex; justify-content: space-around;">  </div> <p>A certificate with an estimated age of 170 years was sent to the owner.</p> |
| <p>WEST MIDLANDS</p> | |
| <p>SOLIHULL 7 Kingscote Road Dorridge Solihull W Midlands B93 8RH</p> | <p>At the bottom of the garden was a yew tree. We were told that the cottage and garden had once been the home of a gardener from Packwood house. As you I'm sure know Packwood House is well known for its yew trees which have been given the title of 'The Sermon on the Mount'. Perhaps our yew tree was planted at the same time. Circumference at 3' - 237cm and the same at 4'. A certificate with an estimated age of 140 years was sent to the owner.</p> |
| <p>HAGLEY Uffmoor Wood</p> | <p>A certificate with an estimated age of 500 years was sent to the owner. A woodland trust wood, yet the tree has never been verified. It is thought to be at SO9578581601. It is in Worcestershire.</p> |
| <p>HAGLEY The Old Rectory Hall Drive Hagley West Midlands DY9 9LQ</p> | <p>Tree 1: 58.5" (4' 10½") at 3' and 60" (5' 0") at 4' (100 years) Tree 2: 81" (6' 9") at 3' and 84.5" (7' 0½") at 4' (140 years)</p> <div data-bbox="728 1665 1515 2054" style="display: flex; justify-content: space-around;">  </div> <p>Certificates with estimated ages of 100 and 140 years were sent to the owner.</p> |
| <p>STOURBRIDGE Lady Dorothy's Cottage Enville nr Stourbridge West Midlands</p> | <p>House built in 1755. Girth of garden yew 11' 6" at 3' and 10' at 4' A certificate with an estimated age of 240 years was sent to the owner.</p> |

| | | |
|---|--|--|
| <p>SUTTON COLDFIELD The Cottage 1 Walsall Road Little Aston Sutton Coldfield B74 3BD</p> |  | <p>Garden yew Girth 127" (10' 3") at 3' 129.5" (10' 9½") at 4' Height 42' Span E/W 62' N/S 66'</p> <p>A certificate with an estimated age of 300 years was sent to the owner.</p> |
| <p>SUTTON COLDFIELD Vessey Grange Weeford Road Sutton Coldfield West Midlands B75 5RN</p> | | <p>Garden yew - house built about 1550. Girth of 8' 3" at 3' and 8' 10" at 4'</p> <p>A certificate with an estimated age of 250 years was sent to the owner.</p> |
| <p>WYCHBURY HILL West Midlands</p> | | <p>(Not part of the Yew Tree Campaign)</p> <p>A certificate with an estimated age of 1500 years was sent to the owner.</p> |
| <p>WILTSHIRE</p> | | |
| <p>COMPTON BASSETT Yew Tree Cottage 45 Compton Bassett Calne Wiltshire SN11 8RG</p> | | <p>Three yew trees grow close to the cottage. The largest, recorded here, is 17 yards from the back kitchen door. Girth of 9' 5" at 3' and 10' 11" at 4'.</p> <p>A certificate with an estimated age of 300 years was sent to the owner.</p> |
| <p>CORSHAM Yew Tree Cottage 20 Elley Green Neston Wiltshire</p> | | <p>The yew tree in our garden measures 276cm (9' 1") at 3' and 280cm (9' 2") at 4'</p> <p>A certificate with an estimated age of 240 years was sent to the owner.</p> |
| <p>HINDON High Steps High Street Hindon, nr Salisbury Wilts</p> | | <p>Garden yew 43.5" (3' 7½") at 3' and 49.5" (4' 1½") at 4'.</p> <p>A certificate with an estimated age of 100 years was sent to the owner.</p> |
| <p>SUTTON MANDEVILLE Church Farm ST984288</p> | | <p>Yew situated on steep slope of wooded hill, considered to be possibly an ancient hill fort or dwelling place, about 200m from the church. Girth 15' 4" at 3' and 15' 0" at 4'</p> <p>A certificate with an estimated age of 450 years was sent to the owner.</p> <p>Trees by the footpaths have been recorded for the Ancient Tree Inventory, but this yew would appear to be out of sight.</p> |
| <p>WARMINSTER 124 Little Scotland Horningsham Wiltshire BA12 7NH</p> | | <p>A puzzling letter showing two trees but only describing one. Certificate given for yew with girth of what appears to be 103" (8' 7") at 3' and 104" (8' 8") at 4'.</p> <p>A certificate with an estimated age of 240 years was sent to the owner.</p> |


| | |
|---|---|
| <p>PURTON nr St Mary's church Wiltshire</p> | <p>A well drawn plan shows 9 yews.</p> <ol style="list-style-type: none"> 1) 9' 4" at 3' and 9' 9" at 4' (a side branch measured 4' 1") 2) Described as 3 branches from ground level with girths of <ol style="list-style-type: none"> (a) 3' 11" at 3' and 3' 5" at 4' (b) 2' 7" at 3' and 2' 6" at 4' (c) 3' 4" at 3' and 3' 2" at 4' 3) 3' 6" at 3' and 3' 1" at 4' 4) 4' 0" at 3' and 4' 1" at 4' 5) 3' 7" at 3' and 3' 10" at 4' 6) 2' 6" at 3' and 2' 6" at 4' 7) 2' 11" at 3' and 2' 9" at 4' 8) 8' 2" at 3' and 9' 3" at 4' 9) 6' 10" at 3' and 6' 10" at 4' <p>These trees are on the other side of the road from the church cemetery.</p> <div style="display: flex; justify-content: space-around;">   </div> <p>A certificate with an estimated age of 300 years for the largest yew was sent to the owner.</p> |
|---|---|

WORCESTERSHIRE

| | |
|---|---|
| <p>GREAT WITLEY Redmarley Orchards Great Witley Worcester WR6 6JP</p> | <p>A tree on a slope with a girth of 12' 3" at 3' (top of slope).</p> <p>A certificate with an estimated age of 300 years for the largest yew was sent to the owner.</p> |
| <p>HANBURY Little Lunnon Broughton Green Hanbury nr. Droitwich</p> | <p>Girth of 4' 9" at 3' and 5' 4" at 4'</p> <div style="display: flex; justify-content: space-around;">   </div> <p>A certificate with an estimated age of 110 years was sent to the owner.</p> |
| <p>ODDINGLEY GRANGE Oddingley nr Droitwich Spa Worcestershire</p> | <p>Tree 1: Our biggest yew is 13' 5" at 3' and 13' 11" at 5'. The branches start to spread down from here, arching over to touch the ground about 15ft away all round from the trunk.</p> <p>Tree 2: Measured at 2' is approximately 13' 6", but difficult to measure because branches start so low.</p> <p>A certificate with an estimated age of 400 years was sent to the owner.</p> |



| | |
|--|---|
| <p>WOLVERLEY Sinkers Cottage The Short Yard Wolverley Kidderminster DY11 5XF</p> | <p>5 of the yews in the garden were recorded. Yew 1 - 6' 9" at 3' 5' 9" at 4' Yew 2 - 6' 11" at 3' 6' 10" at 4' Yew 3 - 7' 3" at 3' 7' 7" at 4' Yew 4 - 5' 10" at 3' 5' 2" at 4' Yew 5 - 7' 0" at 3' 7' 5" at 4'</p> <p>A certificate with an estimated age of 140 years was sent to the owner.</p> |
|--|---|

YORKSHIRE

| | |
|---|--|
| <p>BARNSELY Yew Tree Cottage Flash House Farm Lane Head Road Cawthorne Barnsley S75 4AJ</p> | <p>Fine looking garden yew. Girth of 11' 3" at 3' and 11' 1" at 4'. The cottage is 15th century.</p> <div style="text-align: center;">  </div> <p>A certificate with an estimated age of 300 years was sent to the owner.</p> |
|---|--|

| | |
|--|--|
| <p>CHERRY BURTON HOUSE Nr Beverley</p> | <p>A tree known as The Bishop's Tree.</p> <p>A certificate with an estimated age of 450 years was sent to the owner.</p> |
|--|--|

| | |
|---|---|
| <p>DONCASTER Walnut Lodge Main Street West Stockwith Doncaster DN10 4HB</p> | <p>Girth of the garden yew is 5' at a height of 4'. Also between 6' and 6' 3" at a height of 3' (difficult to measure between branches).</p> <p>A certificate with an estimated age of 100 years was sent to the owner.</p> |
|---|---|

| | |
|--|---|
| <p>HULL 17 Westgate Patrington Hull HU12 0NA</p> | <p>Two yews Male 190cm (6' 3") at 3' and 188cm (6' 2") at 4' (Age of 120 estimated) Female 260cm (8' 6½") at 3' and 305cm (10' 0") at 4' (Certificate for 260 years sent) This tree described as splitting into 2 major and 2 minor trunks at 18".</p> <div style="display: flex; justify-content: space-around; align-items: center;"> <div style="text-align: center;">  </div> <div style="text-align: center;">  </div> </div> |
|--|---|

| | |
|--|---|
| <p>LONG PRESTON New House New House Lane Long Preston North Yorkshire BD23 4QU</p> | <p>House built in 1771 Girth of 5' 8½" at 3' and 5' 7½" at 4'.</p> <p>A certificate with an estimated age of 100 years was sent to the owner.</p> |
|--|---|

| | |
|---|---|
| <p>WHITBY Glaisdale Head Whitby North Yorkshire</p> | <p>A 17th century house on a site still older. The tree is roughly 11ft round at 4ft. A certificate with an estimated age of 300 years was sent to the owner.</p> |
| <p>YORK Lingcroft Farm Fulford York YO1 4RE</p> | <div data-bbox="562 363 864 812" data-label="Image"> </div> <p>We have 3 yew trees in our garden, SW of the farmhouse. Largest tree's trunk measures 10' at 4' from the ground. Height approx. 40ft, spread of 45ft. The other two have smaller girths. We believe the house to be 270/280 years old. An age of 250 years was estimated.</p> |
| <p>SCOTLAND</p> | |
| <p>AVONBRIDGE Craigends Cottage Avonbridge Central Scotland</p> | <p>The tree is quite a peculiar shape. It measures 47½" (3' 11½") at 4' and 57¼" (4' 9¼") at 3'. A certificate with an estimated age of 88 years was sent to the owner.</p> |
| <p>MUGDOCK Middleton Farm Mugdock Stirlingshire G62 8LQ</p> | <div data-bbox="562 1097 1004 1394" data-label="Image"> </div> <p>Yew is 6' 3" at the ground, 10' 8" at 3' and 11' 11" at 4' A certificate with an estimated age of 270 years was sent to the owner.</p> |
| <p>STIRLING Burnside of Rushie Port of Monteith Stirling FK8 3RO</p> | <div data-bbox="555 1480 1036 1799" data-label="Image"> </div> <p>Garden yew is 10' 6" at 3' and 9' 5" at 4'. A certificate with an estimated age of 250 years was sent to the owner.</p> |
| <p>STRANRAER Corsewall Mill Cottage Kirkcolm Stranraer Wigtownshire DG9 0NZ</p> | <div data-bbox="562 1868 864 2303" data-label="Image"> </div> <p>Garden yew 8' 10" at 3' and 10' 4" at 4'. A certificate with an estimated age of 200 years was sent to the owner. Presumably this was before this photo was seen?</p> |
| <p>STRATHPEFFER Spa Cottage Strathpeffer Ross and Cromarty IV14 9DE</p> | <p>Tree in back garden. Girth of 9' 4". A certificate with an estimated age of 250 years was sent to the owner.</p> |

| | |
|--|---|
| <p>YETHOLM Yew Tree Lane Town Yetholm NT819277</p> | <p>Described as approx. 700m SW of church. 3 unnamed sources apparently suggest an age of 350/400 years. There was apparently an early settlement at this end of the village. This location described as having very low rainfall and more than average wind. The tree possibly stunted? Since 1976 dead wood has appeared on the north side. Suggested that the road was rebuilt 20/25 years ago and the rot caused by the effect of salt.</p> <p>A certificate with an estimated age of 350 years was sent to the owner 8/8/1989.</p> |
|--|---|

WALES




| | |
|---|--|
| <p>ABERDOVEY The Old Vicarage Aberdovey Gwynedd</p> | <p>A diagram shows two yews in the garden, with a further two in the churchyard on the other side of the road. These have similar girths. The larger garden yew had a girth of 335cm (11' 0") at 3' and 389cm (12' 9") at 4'. The smaller tree was 228cm (7' 6") at 3' and 240cm (7' 10") at 4'</p> <p>A certificate with an estimated age of 350 years for the largest yew was sent to the owner.</p> |
|---|--|

| | |
|---|--|
| <p>LLANDDEUSANT Bedw-Hirion Llandeusant Llangadog Dyfed</p> | <p>The yew trees are in our old orchard, SW of the farmhouse, at SN762253, 820ft above sea level. The farm's name translates as Long Birch. Girths as follows: Tree 1: 10' 5" at 3' and 11' 5" at 4'. Tree 2: 8' 11" at 3' and 9' 10½ at 4'.</p> <p>A certificate with an estimated age of 320 years for the larger yew was sent to the owner.</p> |
|---|--|

| | |
|--|---|
| <p>ABERMULE Yew Tree Cottage Dolforwyn Castle Abermule Montgomery Wales SY15 6JJ</p> | <p>A truly magnificent yew, we live in its shade and it protects us from the westerly winds. We are quite high up.....and in the winter the tree is quite a landmark. A few yards away is a well, 40ft deep and carved out of the rock. Above us, at 150 yards, is the site of Dolforwyn Castle....The girth measurement is difficult because the yew is, at the bottom, growing out of a slope but it is between 20 -25ft at 3 and 4 feet. This is approximate as it is spectacularly gnarled.</p> |
|--|---|



A certificate with an estimated age of 800+ years was sent to the owner.

| | |
|--|---|
| <p>LISVANE Craig Llwyn House Craig Llwyn Road Lisvane Cardiff CF4 5RP</p> <p>O/S spelling is Graig Llwyn in the parish of Pontprennau</p> | <p>Four yews in the garden on the west side of the house. All measured at 4'. Yew 1: Girth 300cm (9' 10") Yew 2: Girth 389cm (12' 9") Yew 3: Girth 315cm (10' 4") Yew 4: Girth 472cm (15' 6")</p> <div style="display: flex; justify-content: space-around; align-items: center;">    </div> <p>A certificate with an estimated age of 350 years for the largest yew was sent to the owner.</p> |
| <p>LLANFAIR WATERDINE Blaen-Dre Llanfair Waterdine Knighton Powys LD7 1TY</p> | <p>An isolated farmhouse. There were originally 5 yews, but the one nearest the house has been felled. The remaining four trees divide the front garden from the vegetable garden and lie in a north/south line at right angles to the front of the house. The house is now in Shropshire but we are on the Welsh side of Offa's Dyke. I found it difficult to take the measurements because of the land and the trees themselves, so I hope a single measurement between 3' and 4' will do. The trees are taller than the house. The tree closest to the house was not measured. The next 'seems to have a single base' and on this are two stems measured as 350cm (11' 6") and 181cm (5' 11"). The remaining two have girths of 300cm (9' 10") and 224cm (7' 4").</p> <p>A certificate with an estimated age of 350 years for the largest yew was sent to the owner.</p> |
| <p>MACHYNLLETH Plas Dolguog Hotel Powys SY20 8UJ</p> | <p>We have 7 mature yews in our garden, with 5 or 6 smaller ones and a large number of seeding saplings. All of these are in a farming area and we are surrounded by farm land.</p> <p>Yew 1: 9' 6" at 3' and 10' 3" at 4' Yew 2: 7' 4" at 3' and 7' 9" at 4' Yew 3: 5' 2" at 3' and 5' 3" at 4' Yew 4: 10' 4" at 3' and 12' 0" at 4' Yew 5: 7' 0" at 3' and 8' 2" at 4' Yew 6: 3' 6" at 3' and 4' 0" at 4' Yew 7: 8' 0" at 3' and 9' 3" at 4'</p> <p>A certificate with an estimated age of 350 years for the largest yew was sent to the owner.</p> |